

The Woodford MB65 & MB67 are freezeless commercial wall hydrants housed in a secure modular box with a replaceable door and fascia assembly. Hydrants drain as handle is shut off, *even if hose is attached*. All models are intended for irrigation purposes.

- Modular Box System
- 14 Ga 304 Stainless Steel Door & Fascia
- Door and Fascia replaceable without removing box or hydrant
- Box made out of high impact and non-degradable composite material
- Two door lock styles are available:
 - Tee Key - Standard
 - Key Cylinder Lock - Optional

SPECIFICATIONS:

MODEL 65: ASSE 1019-B • IAPMO®

Meets Gov. Spec WW-P-541b

SINGLE CHECK ANTI SIPHON VACUUM BREAKER

- NIDEL® Model 34HA with ¾ inch male hose thread
- ASSE 1011 • CSA • IAPMO®



MODEL 67: IAPMO®

PATENTED HIGH FLOW DOUBLE CHECK BACKFLOW PREVENTER

- NIDEL® Model 50HA with ¾ inch male hose thread
- ASSE Standard 1052 approved
- Field Testable
- Two Independent Check Valves
- No spray back



FEATURES Common to both hydrants:

- Chrome (CH) Head standard. Optional: Brass (BR)
- Permanent type brass valve body with hemispherical seating surface.
- One piece valve plunger accurately controls both flow and drainage with a minimum number of turns and without need for adjustments.
- Drains under nozzle away from hands of operator and with a lip to divert water away from building.
- Copper casing tubes.
- No Lead Solder on all solder joints.
- Hardened stainless steel stem resists damage.
- Loose key operates hydrant.
- 3/8" solid brass operating rod.
- Four inlet options (See page 2)
- Max Pressure: 125 p.s.i.
- Max Temperature: 120° F
- Patents: <https://www.woodfordmfg.com/Woodford/patents/>

Specify as follows:

Wall hydrant shall be Woodford Model MB65 (concealed box type), with single check ASSE 1011 Vacuum Breaker or MB67 (concealed box type), automatic draining with ASSE 1052 approved NIDEL® Model 50HA high flow double check backflow preventer. ¾" inlet and outlet (specify type of inlet). Hardened stainless steel operating stem and one-piece valve plunger to control both flow and drain functions. Exterior replaceable modular door and fascia finish to be brushed stainless steel. Loose tee key to be furnished with each hydrant. Intended for irrigation purposes. Wall thickness to be _____ inches.

For Installation Instructions go to.....
www.woodfordmfg.com or call 1-800-621-6032

Freezeless Wall Hydrants



**With Composite Modular Box
and Patented Model 50
High Flow Double Check
Backflow Preventer**

Model MB65 & MB67



MB65 or MB67


MB65-K or MB67-K

Model	Includes
MB65 C or P	Hydrant, Box & Tee Key
MB67 C or P	Hydrant, Box & Tee Key
MB65 C or P-K	Hydrant, Box & Key Cylinder Lock
MB67 C or P-K	Hydrant, Box & Key Cylinder Lock
MB65BX	Box, Door & Fascia Only
RK-65MBDR	Door & Fascia Only

See page 2 for:

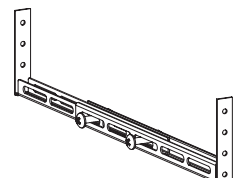
Inlets, Rough-In Dimensions, Lengths and Weights

Modular Box Components



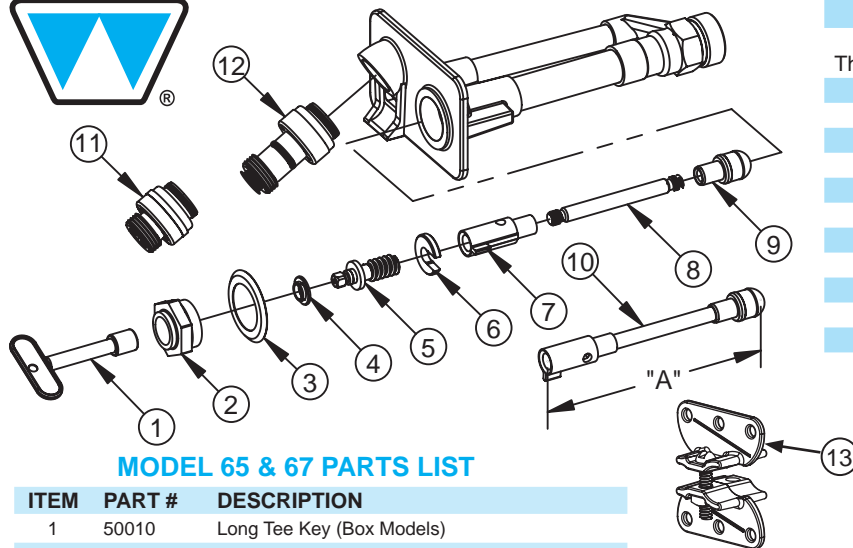
RK-Bracket - Sold Separately

Bracket may be used to mount or support the box in a stud wall. Hole centers are provided on back of box for drilling (2) 9/32" holes. Bracket extends from 10" to 19".



When ordering, specify model, inlet and wall thickness

WOODFORD



MODEL 65 & 67 PARTS LIST

ITEM	PART #	DESCRIPTION
1	50010	Long Tee Key (Box Models)
2	50264	Head Nut – CH chrome
	50265	Head Nut – BR brass
3	50584	I.D. RING
4	50252	Stem Washer
5	55062	Stem Screw
6	50251	"C" washer
7	51014	Yoke Nut
8		Operating Rod (Sold With Item 10 Only)
9	50250	Plunger
10	554XX	Operating Rod Assembly (Includes Items 7,8,9) (Select required assembled length from table)
11	34HA-CH	34HA Vacuum Breaker–chrome (Model 65)
	34HA-BR	34HA Vacuum Breaker–brass (Model 65)
12	50HA-CH	50HA Backflow Preventer–chrome (Model 67)
	50HA-BR	50HA Backflow Preventer–brass (Model 67)
13	55063	Wall Clamp Assembly
	RK-65	Chrome Repair Kit (Includes Items 1, 2, 4-7 & 9)

Operating Rod Assy. "A"		
Wall Thickness	Length	Part No.
CC	3 1/2"	55401
4	4 1/2"	55402
6	6 1/2"	55404
8	8 1/2"	55406
10	10 1/2"	55408
12	12 1/2"	55410
14	14 1/2"	55412
16	16 1/2"	55414
18	18 1/2"	55416
20	20 1/2"	55418
22	22 1/2"	55420
24	24 1/2"	55422

Woodford
Excellence
Since 1929
Proudly Made In The U.S.A.

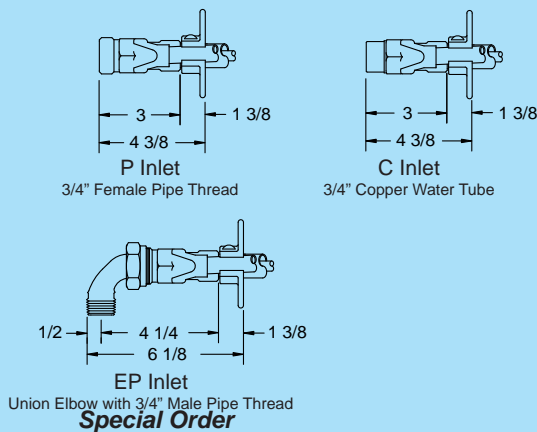


RK-65MBDR
With Tee Key Lock
Replaceable Stainless Steel
Door & Fascia
Shipping Wt: 1.7 lbs.

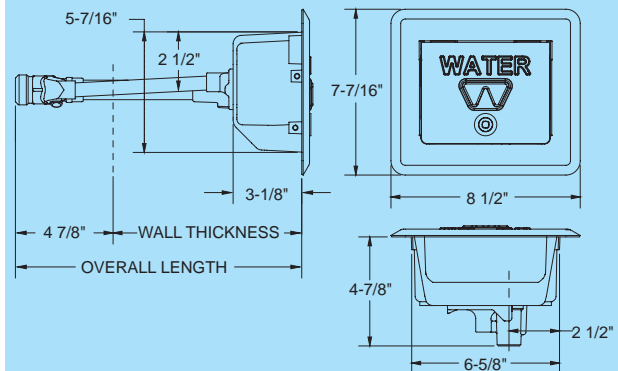


RK-65MBDR-K
With Cylinder Lock
Replaceable Stainless Steel
Door & Fascia
Shipping Wt: 1.7 lbs.

Inlet Options



Rough-In Dimensions



Wall Thickness (Inch)	CC	4	6	8	10	12	14	16	18	20	22	24
Overall Length (C & P Inlets)	7 7/8	8 7/8	10 7/8	12 7/8	14 7/8	16 7/8	18 7/8	20 7/8	22 7/8	24 7/8	26 7/8	28 7/8
*Shipping Wt. (Lbs)	6.4	7.0	7.4	7.8	8.2	8.6	9.0	9.4	9.8	10.2	10.6	11.0

For more information contact...

WOODFORD MANUFACTURING COMPANY, LLC

2121 Waynoka Road, Colorado Springs, Colorado 80915 • Phone: (800) 621-6032

To view our complete product line visit: www.woodfordmfg.com or email: sales@woodfordmfg.com